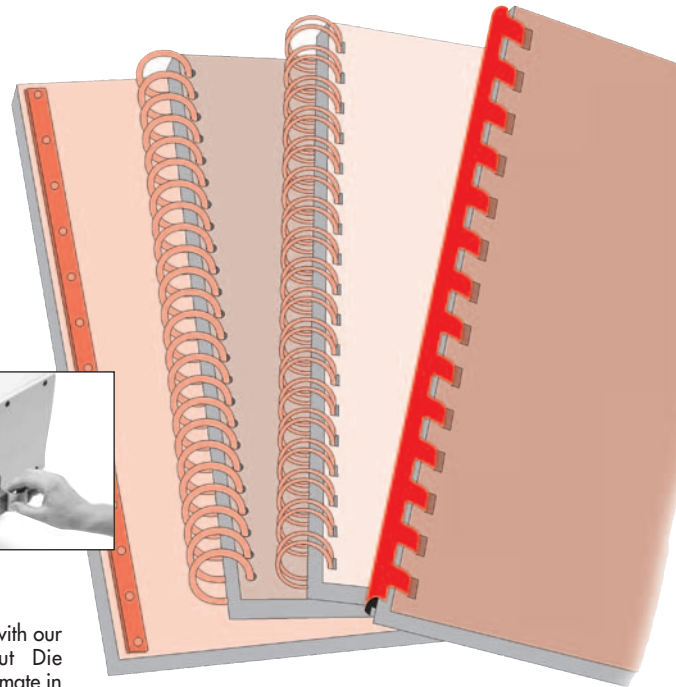





# HD 7000



New for the HD 7000, this photo shows our ingenious die pin retainer system. Coupled with our Quick Change Slide Out Die System you will have the ultimate in versatility and productivity. Also shown is the adjustable punching margin control for the comb punch. Patent# 5,771,768 & 6,047,623



UL & CE Approved

## 14" HEAVY DUTY DELUXE OPEN END PUNCH

### FEATURES *(See Specifications on Back)*

- Patented Anti-Jam Feature. Our New Over-load Detection Feature Triggers an Auto-Reversing Function to Eliminate Jamming in the Punch
- Patented "QCDS", Quick Change Die System. No Tools, Nothing to Take Apart
- The HD 7000 Has More Than 20 Interchangeable Dies Available. 12 Hole Patterns are Standard.
- Comes With Your Choice of a Standard Die. (Ask for Details)
- 14" Open Ended Punching, Allows for Wider Applications
- 90 Cycles Per Minute
- Rated up to 40 Sheets or up to 80 Pages of 20 lb. bond paper. The Number of Sheets Depends on the Paper Weight and Punch Pattern Used. (15,000 to 18,000 SPH)
- Pre-set Paper Stop Guide for Easy Setup
- All Punch Pins Easily Disengaged
- Easy, "Paper to Pin" Sight Alignment, for Balanced Hole to Edge Margins on Odd-Sized Applications
- Smooth, Quiet, Power on Demand Operation
- Use Foot Pedal, Versa Switch, or Palm Switch
- 1 Year Limited Warranty
- All Metal Fabrication
- Now Includes Commercial Chip Tray



**THE ULTIMATE IN:**  
Quality Paper Punching and Book Binding  
Equipment at Affordable Prices


www.RHIN-O-TUFF.com

**HD 7000**

**MACHINE SPECIFICATIONS**

ELECTRICAL REQUIREMENTS			WEIGHT		DIMENSIONS		
VOLTS AC	AMPS	Hz	MACHINE	SHIPPING	HEIGHT	WIDTH	DEPTH
115	4	60	87 lbs.	91 lbs.	8"	17"	16-3/4"
230	2	50	39.5 Kg	41.3 Kg	203 mm	432 mm	426 mm

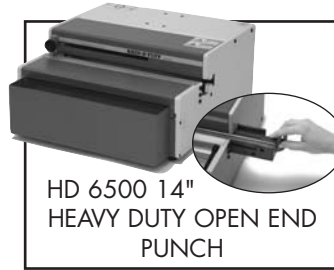
**12 Standard Punch Die Patterns Available. All Other Patterns Available Upon Request.**




APES 14 AUTOMATIC PAPER EJECTOR & STACKER



HD 7700-H HORIZONTAL PUNCH



HD 6500 14" HEAVY DUTY OPEN END PUNCH




HD 7500 24" PUNCH with the large document support table



KK 4171 Shown mounted on an HD 4170 machine



OD 4000 11" OPEN END ELECTRIC PUNCH shown with coil inserter and wire closer modules



PC 2000 MANUAL PUNCH AND COIL INSERTER



The HD 8370 Shown with the HD 7700 14" OPEN END PUNCH



HD 4170 RHIN-O-ROLL HEAVY DUTY COIL INSERTER



HD 7000 14" HEAVY DUTY DELUXE OPEN END PUNCH



HC 8024 24" WIRE CLOSER




THE HD 4270



HC 8318 18" WIRE INSERTER CLOSER



OD 4012 11" ELECTRIC PUNCH




PAL-14 MODULAR PIKS-A-LIFT




THE HD 4470 COMB OPENER MODULE



OD 4800 11" OPEN END MANUAL PUNCH



OD 3500 COMBO BINDING STATION shown with comb opener and coil inserter modules attached.



COMBO BINDING MODULES

HC 8200/8300 14" SEMI-AUTOMATIC WIRE INSERTER/CLOSER



HC 8000 14" WIRE CLOSER



OD 4300



Shown configured with Stand Alone Production Feet

CALL **1-800-390-5782** FOR A DEALER NEAR YOU OR VISIT OUR WEB PAGE AT **WWW.RHIN-O-TUFF.COM**